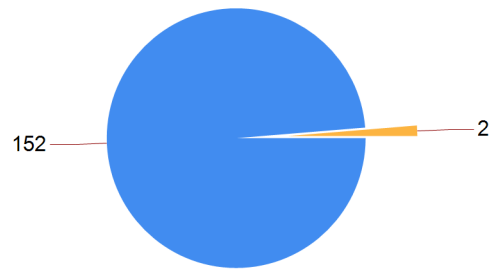


# 2019 Year 11 Activity Survey Analysis

## Colton Hills Community School

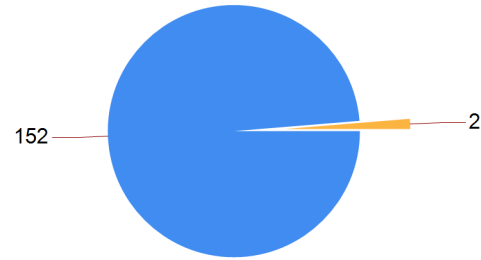
### Meeting the Duty to Participate

	No. of Clients	%
Meeting the Duty to Participate	152	98.7%
Not Participating	2	1.3%
Total	154	



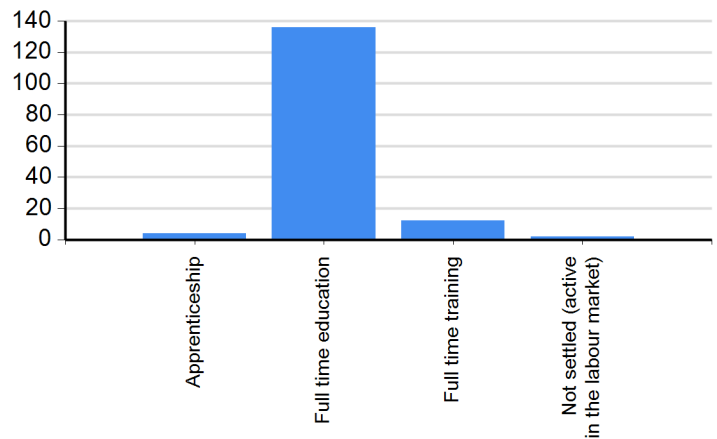
### NEET Outcomes

	No. of Clients	%
EET	152	98.7%
NEET	2	1.3%
Total	154	



### DfE Destination Groups

	No. of Clients	%
Apprenticeship	4	2.6%
Full time education	136	88.3%
Full time training	12	7.8%
Not settled (active in the labour market)	2	1.3%
Total	154	



### List of Destinations

	No. of Clients	%
2.01 School Sixth Form	64	41.6%
2.02 Sixth Form College	1	0.6%
2.03 Further Education	71	46.1%
3.07 Apprenticeships	4	2.6%
3.02 Study Programme	12	7.8%
4.01 Seeking employment - educ or trng only	2	1.3%
Total	154	

### Of those remaining in Sixth Form...

	No. of Clients	%
...remains in own sixth form	55	85.9%
...chose to attend a different school	9	14.1%
Total	64	